


TECHNICAL
SPECIFICATIONS

WALK

WALK on your Hardwood Floor Today

HM WALK
HARDWOOD ENGINEERED FLOORING
BY HURFORD'S



HM WALK

HARDWOOD ENGINEERED FLOORING
BY HURFORD'S

HM WALK is an Engineered Flooring that utilises a folding “glueless” joining system for an easy, quick installation.

HM WALK has the look and feel of expensive engineered flooring, but with a much more affordable price point.





HM WALK is constructed to perform – key to the look and performance is the premium 0.6mm Australian hardwood veneer on the surface, the 13 coat surface finishing system and the Eucalyptus plywood core.

Why a 0.6mm Veneer?

Australia has some of the strongest hardwoods in the world, which is both a blessing and a curse when making a floor. Being dense means that it is naturally resistant to denting, but being so strong means that it can dominate the flooring system.

When manufacturing an engineered floor one of the most important elements is that the surface is in balance with the other materials used in its construction. The force that even a 3mm thick piece of Australian Hardwood can exert is amazing and this can lead to an unstable flooring product.

HM WALK testing has found that a 0.6mm veneer is an ideal thickness to ensure the most robust engineered flooring is produced without the hardwood top layer dominating the performance.

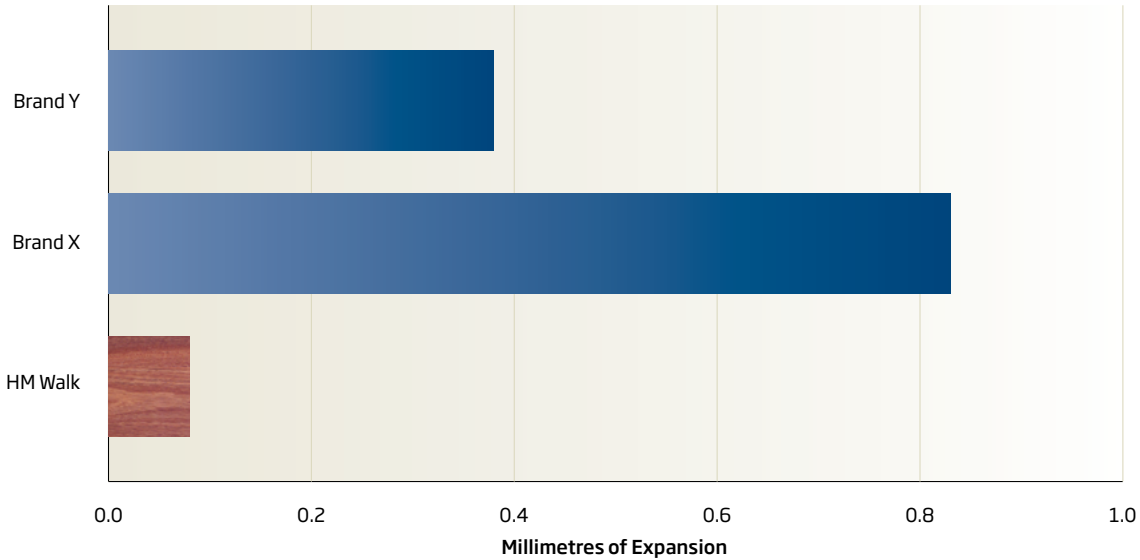


WALK on your Hardwood Floor Today

An engineered floor should be stable

Expansion test*

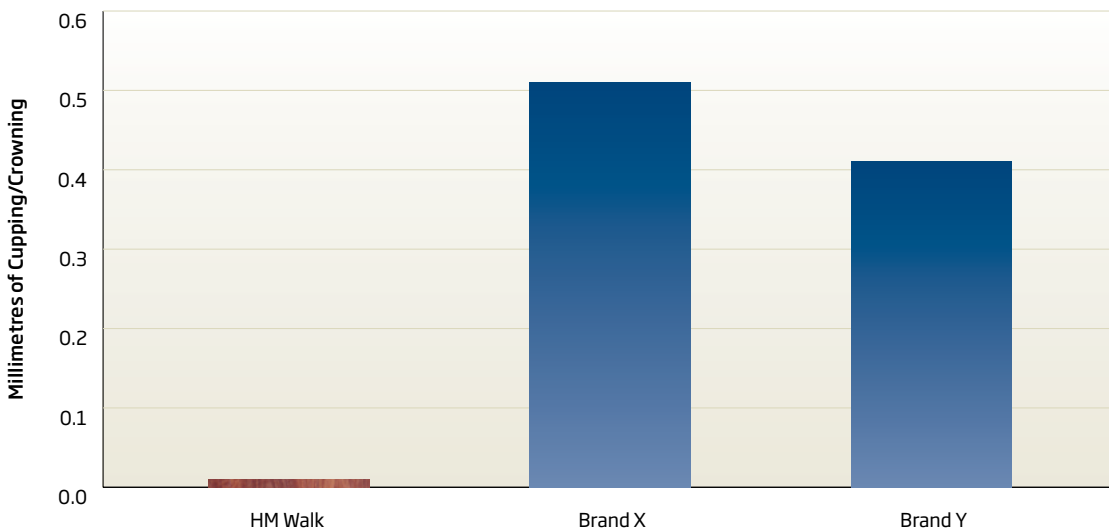
Dimensional stability for leading Australian hardwood engineered flooring brands



The expansion test was conducted in a temperature and humidity controlled chamber. The samples were all equalised and measured at 10% equilibrium moisture content. The chamber environment was then lifted to 16% equilibrium moisture content and the above results were recorded after 10 days. The lower the millimeters of expansion the more stable the floor. Excessive expansion leads to tenting whereby the edges of boards lift off the subfloor.

Cupping/Crowning test*

Cupping and Crowning in the leading Australian hardwood engineered flooring brands

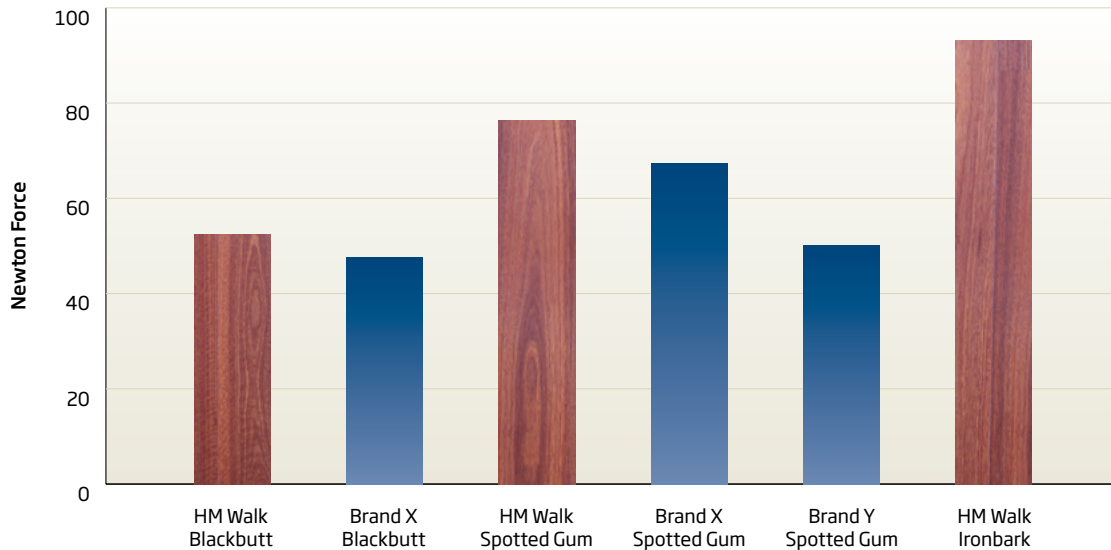


The cupping/crowning test was conducted in a temperature and humidity controlled chamber. The samples were all equalised and measured at 10% equilibrium moisture content. The chamber environment was then lifted to 16% equilibrium moisture content for a period of 10 days, producing the above results. Due to small variations in product width the test results have been standardised to a 136mm wide board. Less movement means less cupping/crowning deviation across the floor.

An engineered flooring should have a tough surface

Dint test*

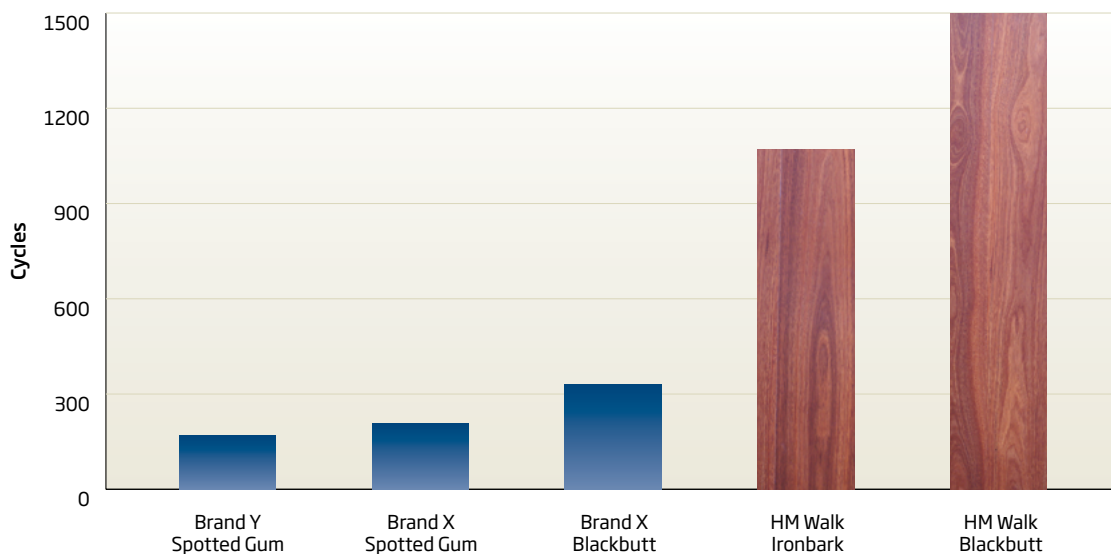
Newton force required to dint the leading Australian hardwood engineered flooring brands



The dint test is the amount of force required to put a dint into the surface of the product. A higher number represents more force is required to dint the surface.

Abrasion test*

Surface abrasion test of leading Australian hardwood engineered flooring brands



The abrasion test uses an abrasive on a wheel and measures the number of cycle revolutions that is required to wear through the coating to bare wood. The higher the number of cycles the more abrasive resistant the coating is to wear.

**Testing has been commissioned by HM WALK and been conducted in laboratory conditions by an independent party.*

Recoating Engineered flooring

The surface coating on HM WALK can be refinished if it becomes worn or scratched. Refinishing involves either mechanically or chemically bonding a new coat to the old surface finish. This is done, by either abrading the old surface finish with an appropriate “sanding screen” to create a mechanical bond or by using a product like “Loba WS 2K Contact**” that goes straight over a clean floor and has a chemical bond to the old surface finish.

Recoating is a different process than “sanding” an engineered floor and if you are looking to use a thicker veneer due to the fact that you think you will be able to sand the floor, be aware.

1. A large amount of people think they will sand their engineered flooring in years to come, but very few actually do. One of the reasons that people buy prefinished floors is for the no mess,

no toxic fumes and no dust aspect of the product. Most engineered floors that are sanded are not because the coat has worn, but because of other problems – like cupping or crowing has occurred.

2. Prefinished engineered floors are not easily sanded – due to the toughness of the coating, it is normally very expensive to have a floor sanded back to bare wood
3. Some engineered floors are stained and have features and scrapings that if they are sanded the floor will look entirely different.
4. Engineered floors are not designed to have high speed heavy sanding machines operating on top of them, this can lead to further problems like delaminating and some manufactures void the warranty if a floor is sanded.


***Loba WS 2K Contact is Waterborne sealer for recoating of factory prefinished floors. Available from Loba Australia.*

HM Walk Benefits

Performance requirements of a engineered floor in Australia hardwoods

| | Walk | Brand Y | Brand X |
|---|------|---------|---------|
| hard top layer- reduce denting | YES | YES | YES |
| easy recoat (no complete re sand required) | YES | NO | NO |
| low call backs | YES | NO | NO |
| hard wearing coating | YES | NO | NO |
| low movement | YES | NO | NO |
| reducing of splits and checks on surface | YES | NO | NO |
| prestige grade of top layer | YES | NO | NO |
| Eucalyptus plantation core | YES | NO | NO |
| easy installation | YES | YES | NO |
| reduce cupping / crowning | YES | NO | NO |
| price complete | YES | NO | NO |

BRAND X & BRAND Y are from other leading manufactures of Australian hardwood Engineered Flooring



1. 13 coat surface finishing system – means strength, wear and protection
2. Premium Australian hardwood veneer
3. Eucalyptus plywood core
4. Licensed glueless locking system

HM WALK Specification

| | HM WALK SATIN | HM WALK OAK | HM WALK MATTE |
|-------------------------------|--|--|---|
| Species | Blackbutt, Brush Box, Ironbark, Jarrah*, Spotted Gum & Sydney Blue Gum | American White Oak | Blackbutt, Brush Box, Ironbark, Silvertop, Spotted Gum, Sydney Blue Gum & Tallowood |
| Size | 136mm x 13.5mm, 186mm x 13.5mm | 186mm x 13.5mm | 136mm x 12.5mm |
| Locking System | Välinge 2G glueless joining system | Välinge 2G glueless joining system | Välinge 5G glueless joining system |
| Finish | Satin | Matte | Matte |
| Core Material | Plantation Eucalypt | Plantation Eucalypt | Plantation Eucalypt |
| Profile | Micro Bevel (ends and sides) | Micro Bevel (ends and sides) | Micro Bevel (ends and sides) |
| Wear Layer | 0.6mm Lamella | 0.6mm Lamella | 0.6mm Lamella |
| Length | 1,830mm | 1,830mm | 1,830mm |
| Surface | Smooth | Smooth | Smooth |
| Coating | 13 Coats incorporating Aluminium Oxide | 13 Coats incorporating Aluminium Oxide | 13 Coats incorporating Aluminium Oxide |
| Coverage | 136mm: 1.493M ² 186mm: 2.042M ² | 186mm: 2.042M ² | 136mm: 1.493M ² |
| Packaging | 6 rows per carton, with up to 2 nested rows | 6 rows per carton, with up to 2 nested rows | 6 rows per carton, with up to 2 nested rows |
| Install Suitability | Floating, direct glue | Floating, direct glue | Floating, direct glue |
| Sub Floor Heating Suitability | Yes | Yes | Yes |
| Install Over | Wood, concrete, plywood & particleboard flooring | Wood, concrete, plywood & particleboard flooring | Wood, concrete, plywood & particleboard flooring |
| Colour Match Accessories | Aluminium trims & MDF wrapped scotia | Aluminium trims & MDF wrapped scotia | Aluminium trims & MDF wrapped scotia |

* Jarrah is only available in the 136mm board width.



QLD (07) 3442 6300 | VIC & TAS (03) 8794 3300
 NSW & ACT (02) 4646 1406 | SA & NT (08) 8376 6694
 WA 0448 132 955
 Email: info@hurfordwholesale.com.au
 Web: www.hurford.com.au



Distributed by:

HMW22973

HM WALK
 HARDWOOD ENGINEERED FLOORING
 BY HURFORD'S